



INTELLIGENT FACILITY SOLUTIONS

Electric Works, 3 Concourse Way, Sheffield, S1 2BJ

United Kingdom: +44 (0) 114 354 0047

Eire: +353 190 36387

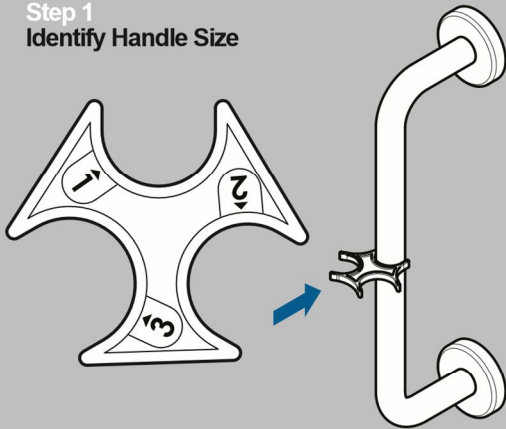
sales@ihdryers.co.uk

www.intelligenthanddryers.com

Purehold™ Pull Handle - Installation Instructions

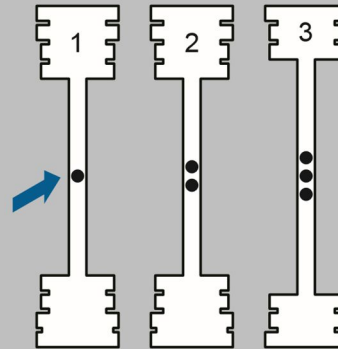
Antimicrobial Technology - Powered by SteriTouch
 This product contains silver phosphate glass, a biocidal product which controls the growth of micro-organisms on the product surface. This product does not contain nanomaterials.

Step 1 Identify Handle Size



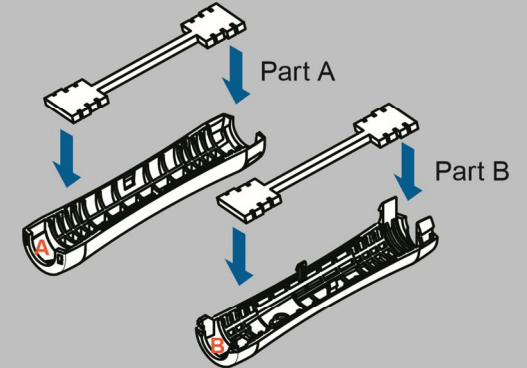
Push gauge against the door handle and identify tightest fitting groove (identified by number 1, 2 or 3)

Step 2 Select Silicone Strip



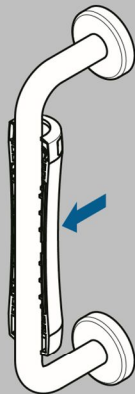
Select the two silicone strips that contain the number of dots that match the tightest fitting gauge (either 1, 2 or 3)

Step 3 Insert Silicone Strips



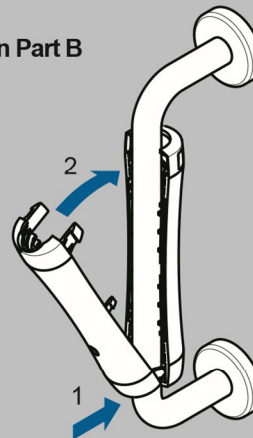
Push silicone strips firmly into Part A and Part B

Step 4 Position Part A



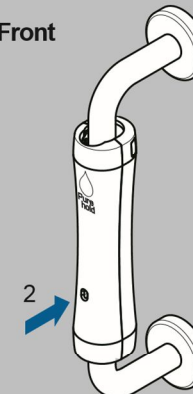
Hold Part A firmly against the rear of the door handle (making sure that the letter A which is stamped on the inside of the product is at the bottom)

Step 5 Position Part B



[1] Take Part B and align the bottom hooks into the front of Part A ; [2] push together so top hooks clip into place

Step 6 Align to Front



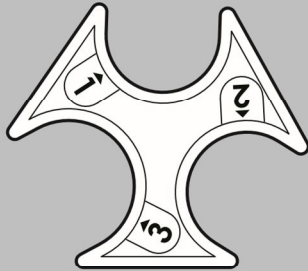
[1] Ensure logo faces forward and all clips are firmly in place; [2] Replace Pull Handle when indicator turns red, by firmly pushing in the top clips with your fingers and pulling apart.



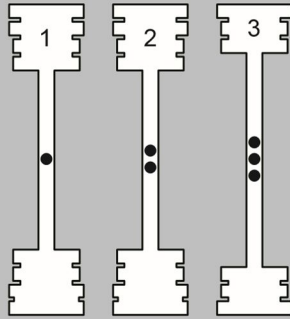
Attach door sticker onto the door so users can see it.

Purehold™ Pull Handle - Installation Instructions

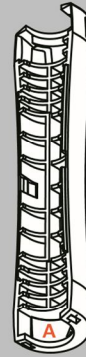
Parts



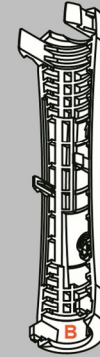
1 x Door Measure Gauge



6 x Inserts (2 of each size)



1 x Part A



1 x Part B



1 x Door Sticker

Need Help?

Please call 0114 354 0047, or e-mail sales@ihdryers.co.uk

Disposal Instructions

Purehold Pull Handles are made from ABS plastic and are capable of being recycled. Please check with your local facility or your collection team if they can recycle them at their facility.



OTHER

Warranty

This product is designed to provide optimum hygiene benefits through a unique, SteriTouch antibacterial coating. This coating gradually wears over time and users are advised when to change the product once the visual indicator turns red. In normal use, Purehold guarantees that this product will remain free from defects in materials and workmanship for a period of 6 months from the date of installation. In very high traffic applications, it may be necessary to change the handle more frequently and this will become evident from a serious deterioration in the surface appearance (i.e. a lot of surface scratches).